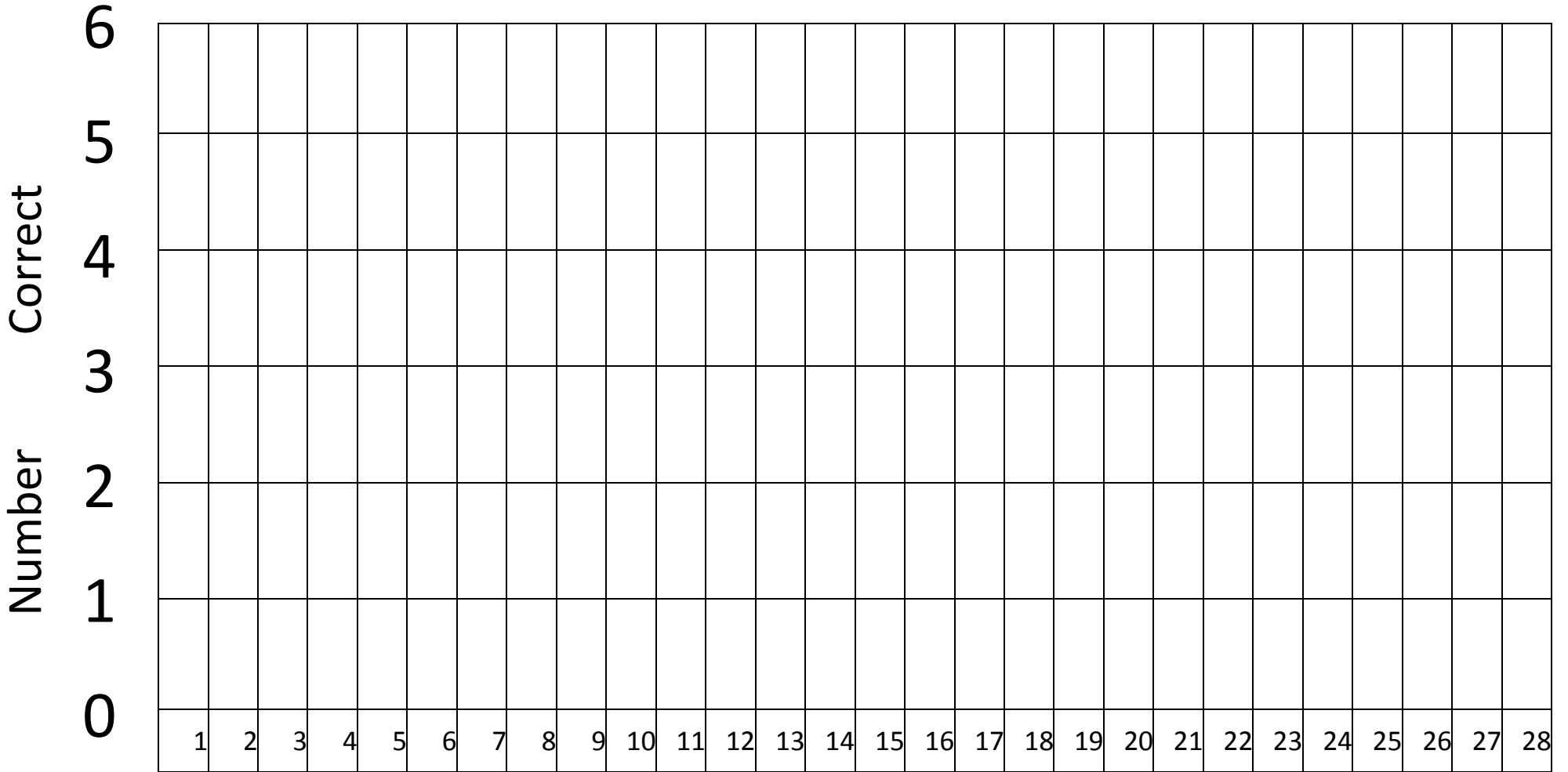


Student Run Chart for _____



Quiz Number

©From LtoJ Consulting Group, Inc.



Scatter Diagram

Number Correct

6																																
5																																
4																																
3																																
2																																
1																																
0																																
	1	2	3	4	5	6	7	8	9	10	11	12	13	14	15	16	17	18	19	20	21	22	23	24	25	26	27	28				




Quiz Number

©From LtoJ Consulting Group, Inc.




Class Run Chart



Histogram for Quiz # _____

Number of Students



Number Correct



Errors for Quiz # _____

Number of Errors

24					
23					
22					
21					
20					
19					
18					
17					
16					
15					
14					
13					
12					
11					
10					
9					
8					
7					
6					
5					
4					
3					
2					
1					
Most to Fewest					
Missed					

Six Errors in Rank Order